

LA-8696

C.3

CIC-14 REPORT COLLECTION  
**REPRODUCTION  
COPY**

**The Deflagration-to-Detonation Transition  
in Small-Diameter Columns of PETN**

University of California



**LOS ALAMOS SCIENTIFIC LABORATORY**

Post Office Box 1663 Los Alamos, New Mexico 87545

Edited by

Diane D. Norton

Photocomposition by

Chris West and Barbara J. Velarde

**DISCLAIMER**

This report was prepared as an account of work sponsored by an agency of the United States Government. Neither the United States Government nor any agency thereof, nor any of their employees, makes any warranty, express or implied, or assumes any legal liability or responsibility for the accuracy, completeness, or usefulness of any information, apparatus, product, or process disclosed, or represents that its use would not infringe privately owned rights. Reference herein to any specific commercial product, process, or service by trade name, trademark, manufacturer, or otherwise, does not necessarily constitute or imply its endorsement, recommendation, or favoring by the United States Government or any agency thereof. The views and opinions of authors expressed herein do not necessarily state or reflect those of the United States Government or any agency thereof.


LA-8696

UC-45

Issued: March 1981

# The Deflagration-to-Detonation Transition in Small-Diameter Columns of PETN

Robert H. Dinegar



# THE DEFLAGRATION-TO-DETONATION TRANSITION IN SMALL-DIAMETER COLUMNS OF PETN

by

Robert H. Dinegar

## ABSTRACT

The transition from deflagration to detonation in pure pentaerythritol tetranitrate (PETN) confined in small-diameter (2-mm) steel columns of three lengths (6.4, 9.6, and 12.8 mm) was examined. These relatively low density pressings of PETN were deflagrated by donor charges of high-density PETN that had been ignited by a hot wire. A dent produced in an aluminum witness block was the criterion for determining detonation. The transition from burning to detonation occurred in pressings of all three lengths. Detonation velocities sufficient to initiate high-density PETN booster pellets were reached in the 9.6- and 12.8-mm pressings.

Deflagration-to-detonation transition (DDT) reactions in mixtures of potassium picrate (KP) and pentaerythritol tetranitrate (PETN), as well as in KP mixed with 1,3,5,7-tetranitro-1,3,5,7-tetrazacyclooctane (HMX), have been reported previously, as have reactions in pure PETN and in pure HMX.<sup>1,2</sup> In this study, we investigated the DDT reaction in PETN in small-diameter (2-mm) steel cylinders of three lengths (6.4, 9.6, and 12.8 mm). The transition from deflagration to detonation occurs in these columns of PETN.

PETN was the explosive in all parts of the device: the donor charge, the transition-column pressing, and the booster (output) pellet. It was recrystallized from acetone with water and had a permeametrically determined specific surface ( $S_0^p$ ) of 3650 cm<sup>2</sup>/g.

The test fixture is shown in Fig. 1. The confining parts are 1120 cold-rolled steel, and the transition column is 1020 cold-rolled steel. The donor-charge holder is a

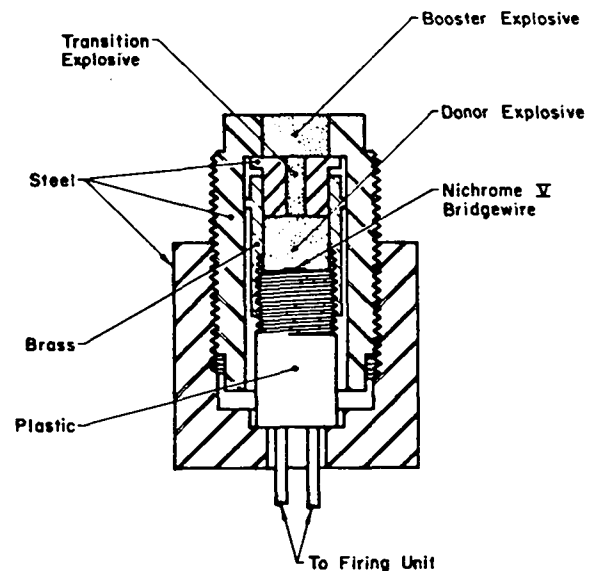


Fig. 1.  
DDT assembly (SE-1 type).


standard SE-1 assembly with brass sleeve and plastic head. The Nichrome V bridgewire (80% nickel + 20% chromium) is 0.050 mm in diameter and 1.0 mm long. The resistance of the bridgewire and copper leads is  $\sim 0.5 \Omega$ . The firing voltage was set at 5.0 V, and the firing

current was measured as 6.6 A. The criterion for determining if a detonation had occurred was the production of a dent in an aluminum witness block.


The results at a transition-charge pressing density ( $\rho$ ) of  $1.2 \text{ g/cm}^3$  are shown in Fig. 2. They are strongly

Donor: PETN  $S_0^* = 3650 \text{ cm}^2/\text{g}$   $\rho = 1.6 \text{ g/cm}^3$   
 0.05-mm x 1.0-mm Nichrome V wire  
 Firing current = 6.6 A


Transition explosive: PETN  $S_0^* = 3650 \text{ cm}^2/\text{g}$   $\rho = 1.2 \text{ g/cm}^3$   
 Diam = 2.05 mm



End confinement: Air  
 Length: 6.4 mm 9.6 mm 12.8 mm



End confinement: 6061-T6 aluminum slug  
 Length: 6.4 mm 9.6 mm 12.8 mm



End confinement: PETN booster explosive  
 $\rho = 1.6 \text{ g/cm}^3$   
 Length: 6.4 mm 9.6 mm 12.8 mm



End confinement: PETN booster explosive ( $\rho = 1.6 \text{ g/cm}^3$ ) +  
 2024 aluminum witness plate  
 thickness = 19 mm  
 Length: 6.4 mm 9.6 mm 12.8 mm

Fig. 2.  
 Transition-explosive test results.

influenced by the downstream-end confinement of the PETN in the transition column.

When air or a taped 6061-T6 aluminum witness slug is placed against the downstream end of the transition explosive, there is no evidence that the 6.4-mm-long steel transition column expanded. Because these explosive outputs dent witness slugs, we surmise that the lack of visible cylinder expansion indicates only very weak detonations. With transition-explosive lengths of 9.6 and 12.8 mm, clear evidence of cylinder expansion in the DDT process occurs ~8 mm downstream from the donor-ignition source.

Dent depths in the aluminum witness slugs were measured and plotted as a function of the macroscopic explosive-charge density. Surprisingly, the relationship (Fig. 3) shows a maximum for each transition-column length, a phenomenon that we suspect is related to the porosity and density gradients in the pressed explosive.

In Fig. 3, Y and N denote whether a high-density booster pellet attached to the downstream end of the transition pressing was initiated to detonation. These

data fall into two zones. Assemblies that produce dent depths greater than ~0.5 mm in aluminum witness slugs will initiate PETN booster pellets; other assemblies will not. This relationship predicts that a transition-explosive charge of 6.4-mm length should not—and it does not—initiate PETN output pellets. We assume that dent depth is a measure of the detonation velocity achieved at the end of the DDT reaction column. The critical velocity value was calculated to be ~3000 m/s. Dinegar's<sup>3</sup> diameter correction and Kirkham's\* density/detonation velocity relationship were used.

Deformation of the transition column is dramatic when a high-density (1.6 g/cm<sup>3</sup>) PETN pellet is placed against the downstream end. Explosion of the output pellet is accompanied by considerable flaring of the end of the steel transition-explosive confiner. A 2024 aluminum witness block fixed against the downstream face of the pellet is dented ~2 mm, indicating explosive detonation at close to full velocity.

\*John Kirkham, Atomic Weapons Research Establishment, Aldermaston, England, provided this information.

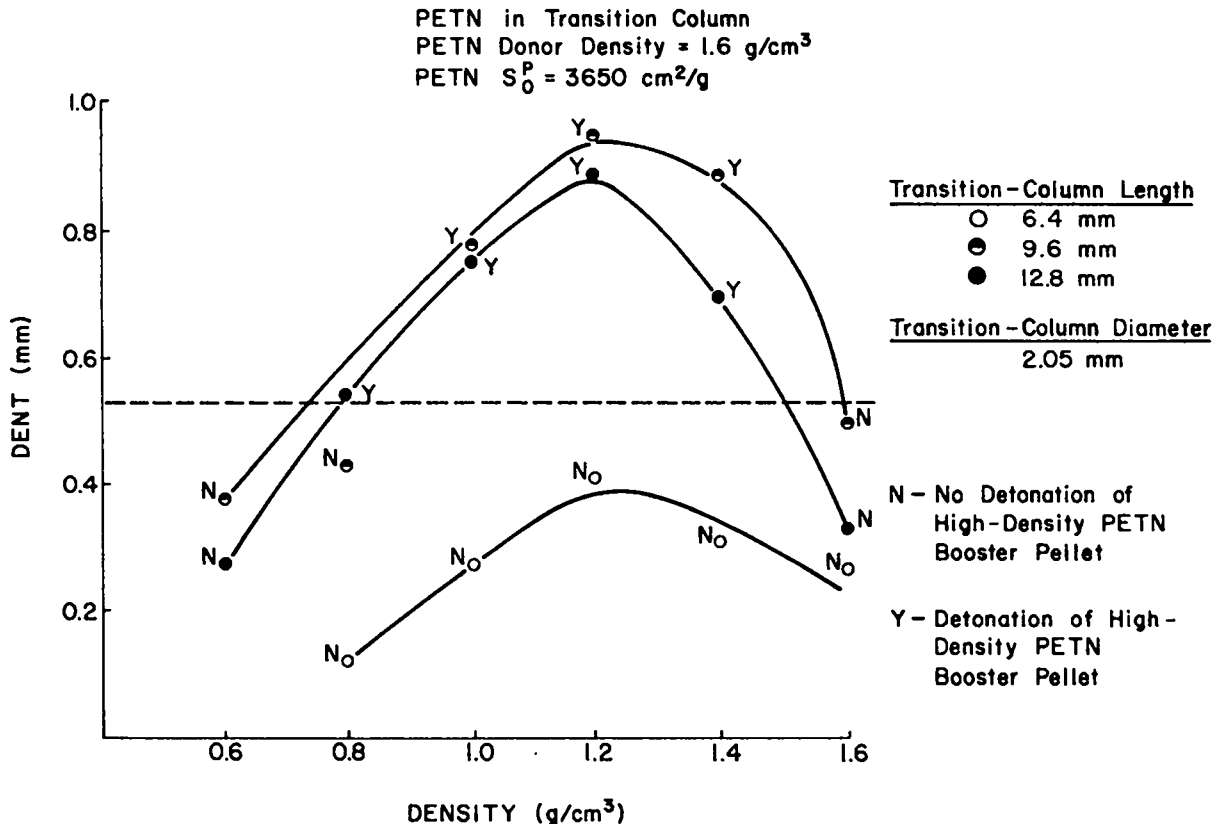


Fig. 3.  
6061-T6 aluminum slug dent vs loading density.

## REFERENCES

1. Robert H. Dinegar, "The Ignition and Initiation of Potassium Picrate and Potassium Picrate/Explosives Mixtures: Nonprimary, Hot-Wire Detonators," Los Alamos National Laboratory report LA-7358-MS (August 1978).
2. Robert H. Dinegar and Daniel T. Varley III, "All-Secondary Explosive Hot-Wire Devices," Los Alamos National Laboratory report LA-7897-MS (October 1979).
3. Robert H. Dinegar, "Detonation Velocity of PETN in Small Confined Cylindrical Charges," *Propellants and Explos.* 1 (5/6), 97 (1976).

Printed in the United States of America  
 Available from  
 National Technical Information Service  
 US Department of Commerce  
 5285 Port Royal Road  
 Springfield, VA 22161  
 Microfiche \$3.50 (A01)

Page Range	Domestic Price	NTIS Price Code	Page Range	Domestic Price	NTIS Price Code	Page Range	Domestic Price	NTIS Price Code	Page Range	Domestic Price	NTIS Price Code
001-025	\$ 5.00	A02	151-175	\$11.00	A08	301-325	\$17.00	A14	451-475	\$23.00	A20
026-050	6.00	A03	176-200	12.00	A09	326-350	18.00	A15	476-500	24.00	A21
051-075	7.00	A04	201-225	13.00	A10	351-375	19.00	A16	501-525	25.00	A22
076-100	8.00	A05	226-250	14.00	A11	376-400	20.00	A17	526-550	26.00	A23
101-125	9.00	A06	251-275	15.00	A12	401-425	21.00	A18	551-575	27.00	A24
126-150	10.00	A07	276-300	16.00	A13	426-450	22.00	A19	576-600	28.00	A25
									601-up	†	A99

†Add \$1.00 for each additional 25-page increment or portion thereof from 601 pages up.